

Objective

This educational sheet aims to allow adults to start a discussion on the topic of cultural diversity with children.

This Sheet helps the child to seek what makes its own identity and at the same time, realise that we all are human beings. The child describes the difference between two individuals and is lead to accept these differences.

General information

The UNESCO Universal Declaration on Cultural Diversity was adopted in 2001 unanimously, in the wake of the tragic events of 11th September. It was an opportunity for the States to reaffirm their conviction that intercultural dialogue is the best guarantee of peace and to reject outright the theory of the inevitable clash of cultures and civilizations.

It raises cultural diversity to the level of “the common heritage of humanity», «as necessary for humankind as biodiversity is for nature” and makes its defence an ethical imperative indissociable from respect for the dignity of the individual.

The Universal Declaration makes it clear that each individual must acknowledge not only otherness in all its forms but also the plurality of his or her own identity, within societies that are themselves plural. Only in this way can cultural diversity be preserved as an adaptive process and as a capacity for expression, creation and innovation.

Additional Material

All Different, All Unique: Young People and the UNESCO Universal Declaration on Cultural Diversity. This document can be found on the Websites of GreenBees and the UNESCO.

Prerequisite

Present the children with the ID they will have to fill in. Prepare with them the list of questions they should ask their parents, in order to be able to complete the ID.

Request that the children bring a photograph (ID size) of themselves. Bring lots of images from different people, either in their traditional costumes or not. (or a short film).

Questioning phase

- Look at a few portraits and organise games to help kids describe these. Write down the words used by the class.
- If the children come from diverse cultural origins, let them express this through what they eat, how they dance, how they dress on traditional occasions with their families.


How to use the Sheet

- The child fills in his own identity card. He / She will add, using painting or ink, their fingerprints.
- The child is encouraged to describe his preferences on basic topics. Then a discussion will follow, enabling them to realise that everybody has different tastes, or that some apparently very different children seem to have similar preferences.
- Help the kids describe each other , write down the words used, then ask them, using the previous words, to write down a sentence to describe themselves.
- Using the characteristics stressed in the previous exercise, the child draws a picture of himself and of a different person.
- The child is encouraged to observe and write down three differences and three similarities between the drawings.
- The child draws a scene with different people.
- Initiate a discussion with the group of children around the sentence: “All kids are different, All kids are unique”, explaining that it is normal to be different and that one should not be judged by one’s differences.


Other educational ideas

- Imagine a world where everybody would look the same, would have the same name, would like the same things.
- Organise a little show / workshop of traditional dances, to demonstrate cultural differences.


1. Fill in your Identity Card and add your picture:

	Last name	:	_____
	First name	:	_____
	Sex	:	F <input type="checkbox"/> M <input type="checkbox"/>
	Date of birth:		_____
	Place of birth:		_____
	Place of living:		_____
	Colour of eyes:		_____

2. Add your fingerprints:



Left thumb



Right thumb

3. Highlight your own characteristics:

I am a boy

I am a girl

I have long hair

I have short hair

I have brother(s)

I have sister(s)

4. Finish the following sentences:

a. My favourite colour is _____

b. My favourite animal is _____


c. My favourite activity is _____

d. For breakfast, I prefer to eat _____


5. **Describe yourself physically**, mentioning at least the following: hair colour and texture, colour of skin, eyes, eye shape, height, glasses.

6. **Picture yourself and a different person:**

ME



OTHER PERSON




7. **Write** three differences you notice between the drawings:

- a. _____
b. _____
c. _____

8. **Write** three similarities in the drawings:

- a. _____
b. _____
c. _____

9. Draw a scene with lots of different people:



All kids are different,
All kids are unique.